

# Sala Severo Ochoa at BSC

Address: Torre Girona Building, c/Jordi Girona, 31, 08034 Barcelona, Catalunya

Google Maps:

<https://www.google.es/maps/place/Passeig+dels+Til%2%B7lers,+19,+08034+Barcelona/@41.3896207,2.1146998,18z/data=!4m2!1m1!1s0x0:0xe27e5c874c9078b3!2m2!1d2.1139327!2d41.3907154!3m4!1m2!1d2.1140904!2d41.3892552!3s0x12a49850f5d0698d:0x4273629f3b0c3f8c!1m3!2m2!1d2.1162018!2d41.389675!3e2!3m4!1s0x12a4985a92a53ef9:0x7a60fc06c9c4254!8m2!3d41.3899914!4d2.1164403?hl=en>

(Passeig dels Til·lers, 19 is what Google Maps shows for this address)

**This room is located on the north-east the side of the BSC Mare Nostrum building.**



Figure 1 - The WHITE ARROW is the Sala Severo Ochoa Room and the Blue Arrow indicates the Vertex Building, where most of the European HPC Summit Week will take place. The building in the background with the funny roof is the BSC Main Office (Nexus 2)

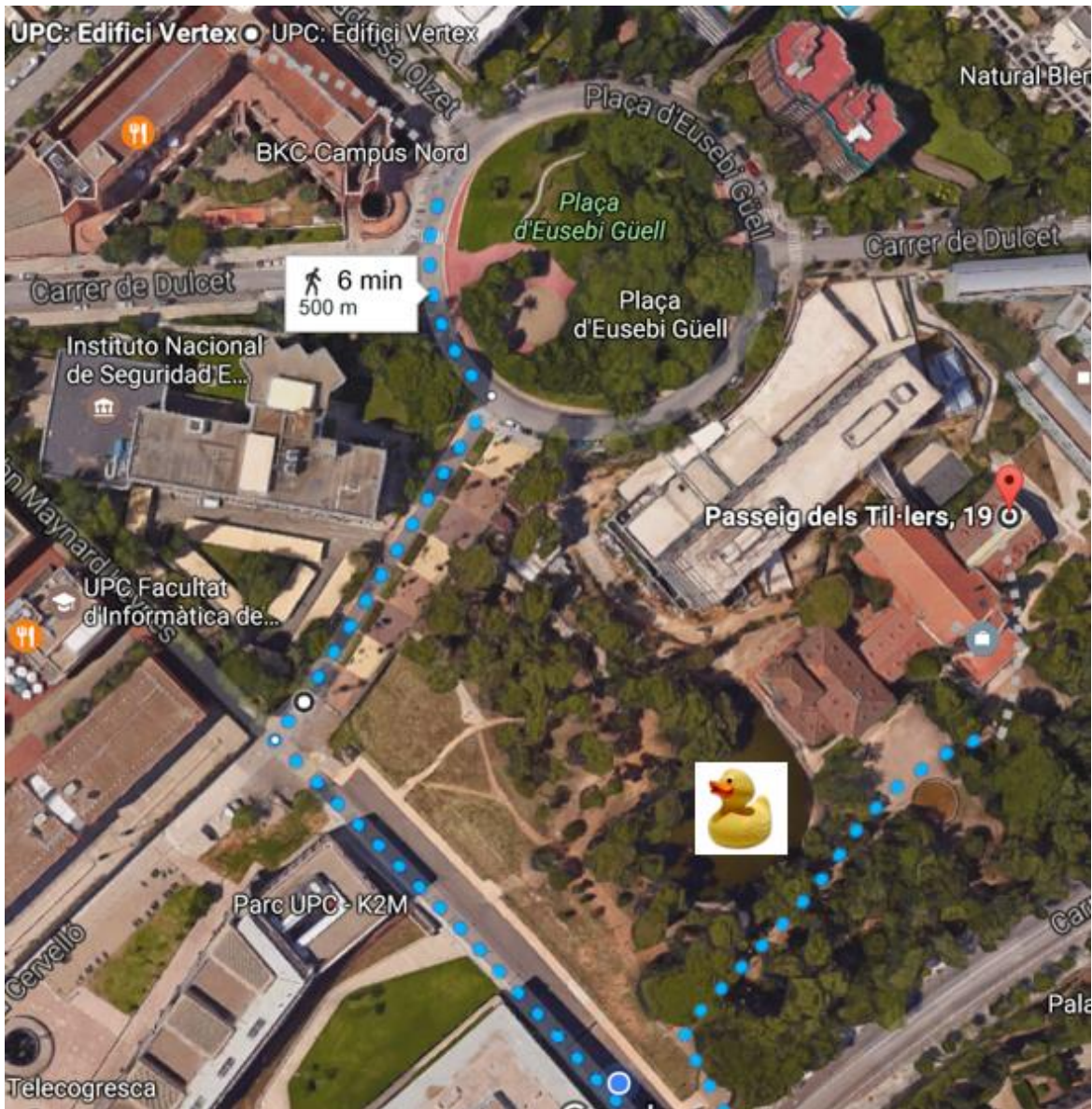
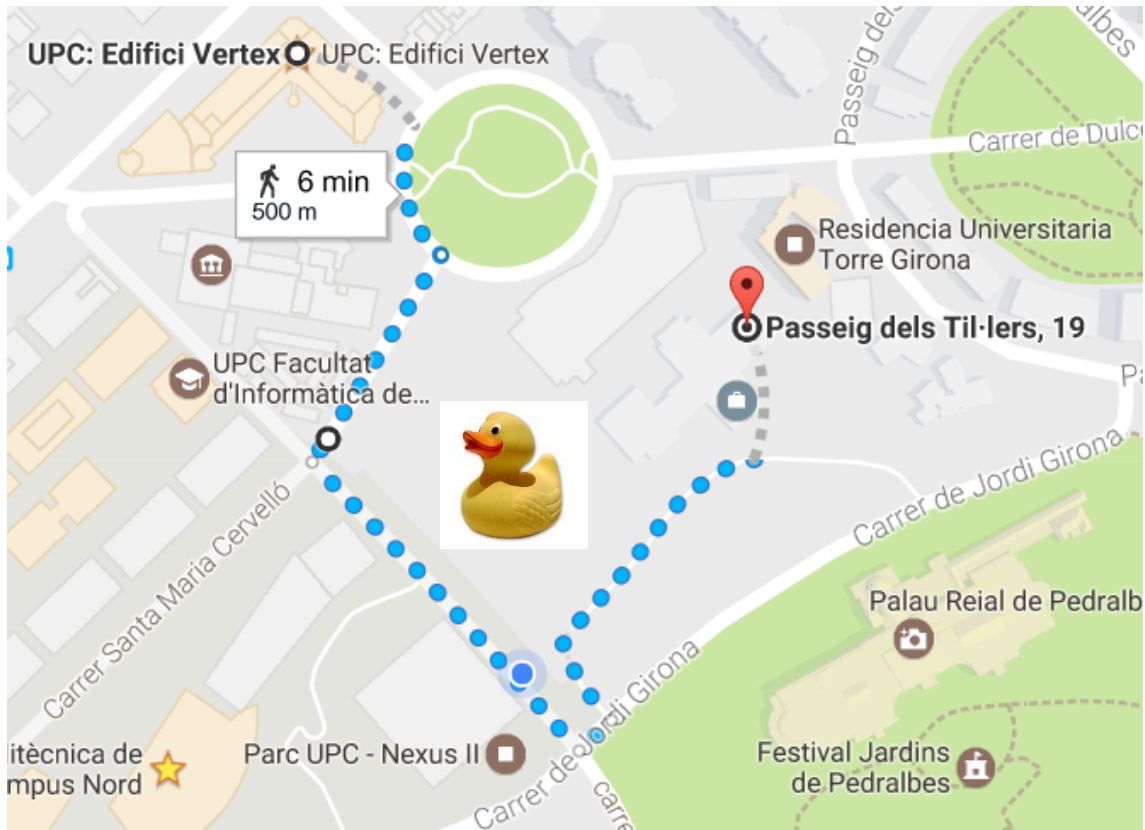


Figure 2 - To get to Sala Severo Ochoa from the Vertex Building (where most of the main European HPC Summit Week will take place), follow the dots (you need to find a park with a lake and ducks on it /the yellow duck/).



*Figure 3 - To get to Sala Severo Ochoa from the Vertex Building (where most of the main European HPC Summit Week will take place), follow the dots (you need to find a park with a lake and ducks on it – again the yellow duck).*

The Mare Nostrum supercomputer is in a chapel and the entrance to the room is on the right hand side (if you face the main building) of the right hand side tower adjacent to the chapel.



Figure 4 - The RED ARROW show where the entrance to the room is. The lake and the ducks are on L.

If you are lost, please call BSC at +34 93 413 77 16 or Marcin at +34 681 260940

## How to get there from the Airport

The venue will take place near the southern end of the Diagonal (and near the headquarters of BSC). The nearest metro stations are L9/Zona Universitaria or L3/Palau Reial.

### Metro

**The easiest, fastest and cheapest way to get to the General Assembly location is to take the metro from either of the two terminals of the airport.** There are other options – train, taxi and bus– but the metro beats them all. We also advise you to take the metro on your way back to the airport.

Take L9 (it is a new line) at the airport and get off at its terminus - Zona Universitaria- and you will be within a 7 min walk to the location of the GA. You will need a special ticket for this line (the normal city ticket doesn't work) – available at the station at the airport.

On arrival at the last stop (Zona Universitaria), leave the station and walk up the hill away from the big road – la Diagonal. You will reach the UPC University Campus within 3-4 mins:

### Taxi

A taxi from El Prat Airport should not take more than 20 mins. The fare is around €25 and credit cards are accepted. The meeting location is on the side of the city adjacent to the airport and near one of Barcelona's ring roads (Ronda de Dalt).

### Bus

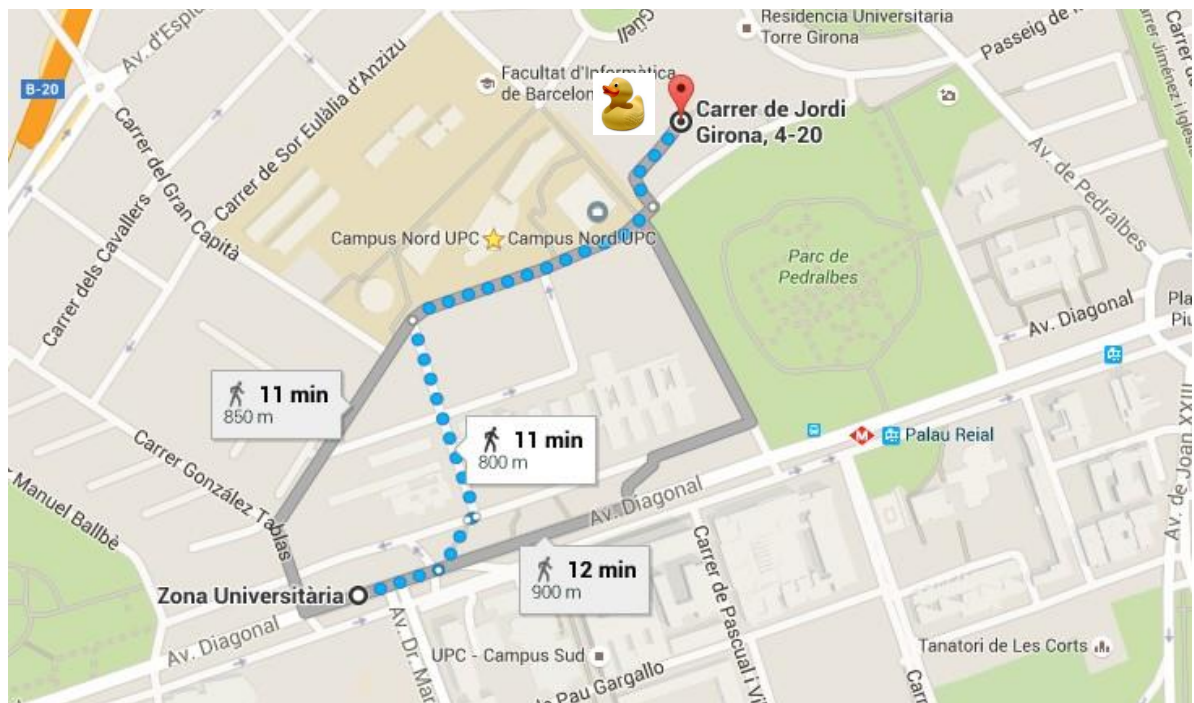
Alternatively, you can take the airport-city shuttle bus, which runs non-stop. It is called 'Aerobus' and has a stop just in front of the terminal (downstairs at T1). Get off at the first stop (Espanya) and take metro Line 3/Green towards Zona Universitaria. Get off at the second last stop (Palau Reial, one stop after Maria Cristina). Then, walk up the hill away from the big road along the wall of a park until you reach the UPC Campus.

### Train

This option is slow but if you are a fan of the old railway there is local train from T2 to Barcelona Sants every 30 min (e.g. 0708, 0738, etc.). If you land at T1 take the airport shuttle bus to T2 to get the train. At Sants change for metro Line 3 for Zona Universitaria and get off at the second last stop (Palau Reial, one stop after Maria Cristina). There, walk up the hill away from the big road along the wall of a park until you reach the UPC Campus.

## On arrival

If you arrive by metro, walk up the hill away from the big road and you will arrive at the campus of UPC, as per the map below.



If you arrive by metro to Palau Reial, leave the station taking the right hand side exit. Walk up a hill, away from the Diagonal (the big road) along the wall of a park.

In the campus, look for a building with a funny roof on the main road (Carrer Jordi Girona 29, also called 'Nexus II') – the BSC headquarters. It is at a T-junction with three sets of traffic lights:



The entrance to the Rectorate (where the Computer and Sala Severo Ochoa is) is the little door in the fence on the right. Pass a lake with ducks and you will see this building.



The entrance to the room is on the R of this building through a side door (past the Computer – the other side from the lake).

If you are lost, please ring Marcin at +34 681 260940.